



# **Coronavirus 2019 (COVID-19) Status Update: 12-25-20**



## **Topics:**

LA County's Tier, based on the State's framework

Updates on Health Orders

Updates on the Vaccine

Updates on Guidance

Update on any Countywide Resources



## California's Tiered Framework

Lower Risk → Higher Risk of Community Disease Transmission	Risk Levels	Case Rate per 100,000	Positivity Rate	Health Equity Metric:
	<b>Widespread Tier 1</b>	More than 7 daily new cases	Greater than 8%	
	<b>Substantial Tier 2</b>	4 to 7 daily new cases	5% – 8%	5.3 – 8%
	<b>Moderate Tier 3</b>	1 to 3.9 daily new cases	2% – 4.9%	2.2 – 5.2%
	<b>Minimal Tier 4</b>	Less than 1 daily new case	Less than 2%	Less than 2.2%

2

**Based on** (7-day average; 7-day lag)

### **Moving through the Tiers\* (Rules of the framework):**

\*Tier assignments may occur any day of the week and may occur more than once a week when CDPH determines that the most recent reliable data indicate that immediate action is needed to address COVID-19 transmission in a county.

1. A county will remain in a tier for a minimum of three weeks before being able to advance to a later tier.
2. A county can only move forward one tier at a time, even if metrics qualify for a more advanced tier.
3. Counties may be moved back more than one tier if CDPH determines that the data support the more intensive intervention.
4. If a county's case rate and test positivity measure fall into two different tiers, the county will be assigned to the more restrictive tier.
5. The health equity metric is applied to jurisdictions with populations greater than 106,000.
6. City local health jurisdiction (LHJ) data will be included in overall metrics, and city LHJs will be assigned the same tier as the surrounding county.

**Content Source:** <https://covid19.ca.gov/safer-economy/#reopening-data>

## Los Angeles County is Currently in Tier 1

Measures	LAC Rate
<b>New cases / 100,000 population per day</b> (7-day average; 7-day lag)	53.0
<b>Testing % Positivity</b> (7-day average; 7-day lag)	14.3%
<b>Testing % Positivity in Lowest- Resourced Areas</b> (7-day average; 7-day lag)	20.3%

3

**Based on** (7-day average; 7-day lag)

There have been major changes in the indicators.

- The adjusted case rate reaches new high at 53.0 new cases per 100,000 people, compared to last week's 42.2, and is the reason we remain in the most restrictive tier.
- The positivity rate remains in Tier 1 with a rate of 14.3%.
- The positivity rate in LA County's lowest-resourced areas remains in Tier 1 with a value of 20.3%

**Content Source:** <https://covid19.ca.gov/safer-economy/#reopening-data>



## Regional Stay at Home Order (CA)

### Supplemental Order – effective 12/6

Affects regions with less than 15% ICU availability

As of 12/25, California ICU availability 0.0%,

Southern California ICU Availability 0.0%

#### Following Terms Apply:

- All gatherings with members of other households are prohibited
- Stay at home, except for essential activities
- Worship and political expression are permitted outdoors
- Critical infrastructure sectors may operate
- Guidance related to schools, for the region, remain in effect
- Retailers may operate indoors at  $\leq 20\%$  capacity
- Outdoor recreation facilities may continue to operate
- Nothing in the order prevents anyone from leaving their homes, as long as they do not engage in any interaction with other households

4

California health officials announced a Regional Stay at Home Order that will be triggered if Intensive Care Unit (ICU) capacity drops below 15% in a given region. The Southern California region currently meet this threshold with ICU availability at 0.0%. Regions will remain in the Regional Stay at Home Order status for at least 3 weeks once triggered.

Travel Restrictions: Except as otherwise required by law, no hotel or lodging entity in California shall accept or honor out of state reservations for non-essential travel, unless the reservation is for at least the minimum time period required for quarantine and the persons identified in the reservation will quarantine in the hotel or lodging entity until after that time period has expired.

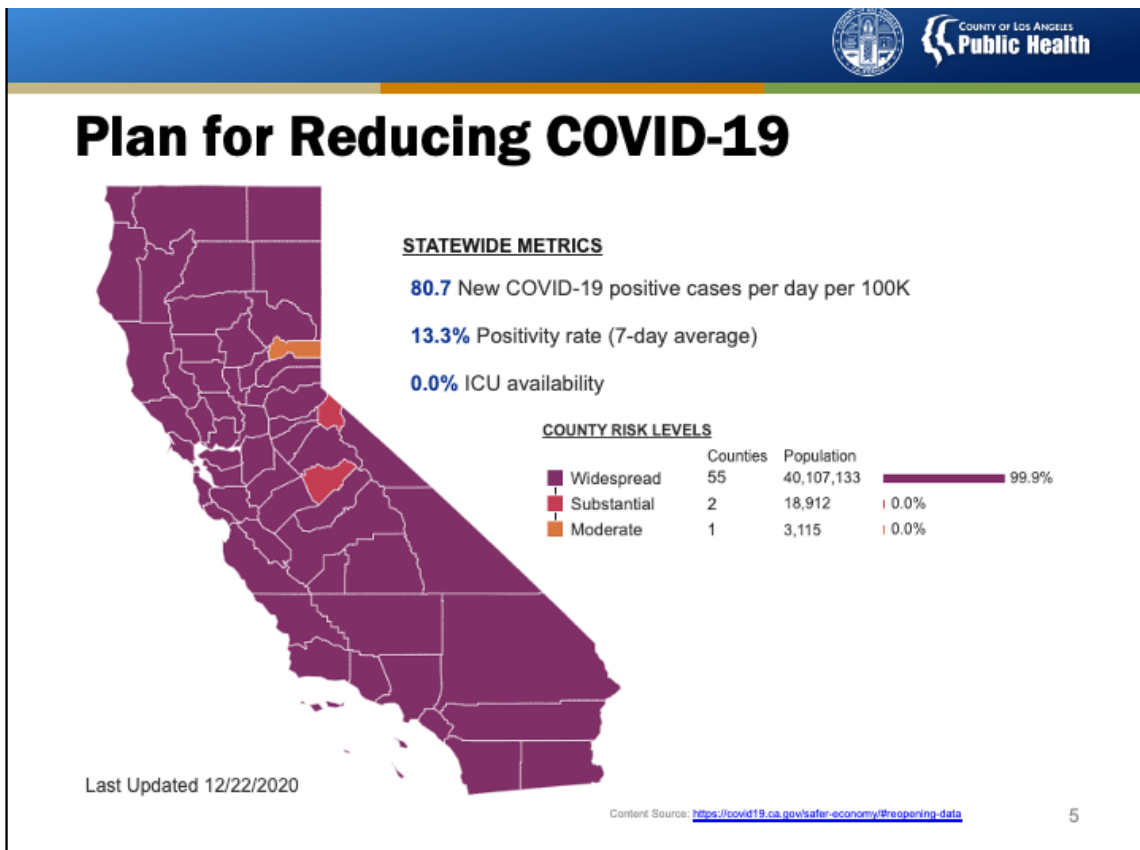
#### For more information on the Regional Stay at Home Order, visit:

<https://www.cdph.ca.gov/Programs/CID/DCDC/Pages/COVID-19/Regional-Stay-at-Home-Order-.aspx>

Or, visit: <https://www.gov.ca.gov/wp-content/uploads/2020/12/12.3.20-Stay-at-Home-Order-ICU-Scenario.pdf>

#### More info on supplemental order:

<https://www.cdph.ca.gov/Programs/CID/DCDC/Pages/COVID-19/supplement-regional-stay-at-home-order.aspx>



Depicted is the state of California broken down into individual counties. Each color is indicative of the county's current tier assignment as of December 23, 2020.

Los Angeles County is currently labeled with the color purple, which according to the key, indicates "Widespread". Using the California Blueprint Data Chart, it is determined that Los Angeles County is currently in Tier 1.

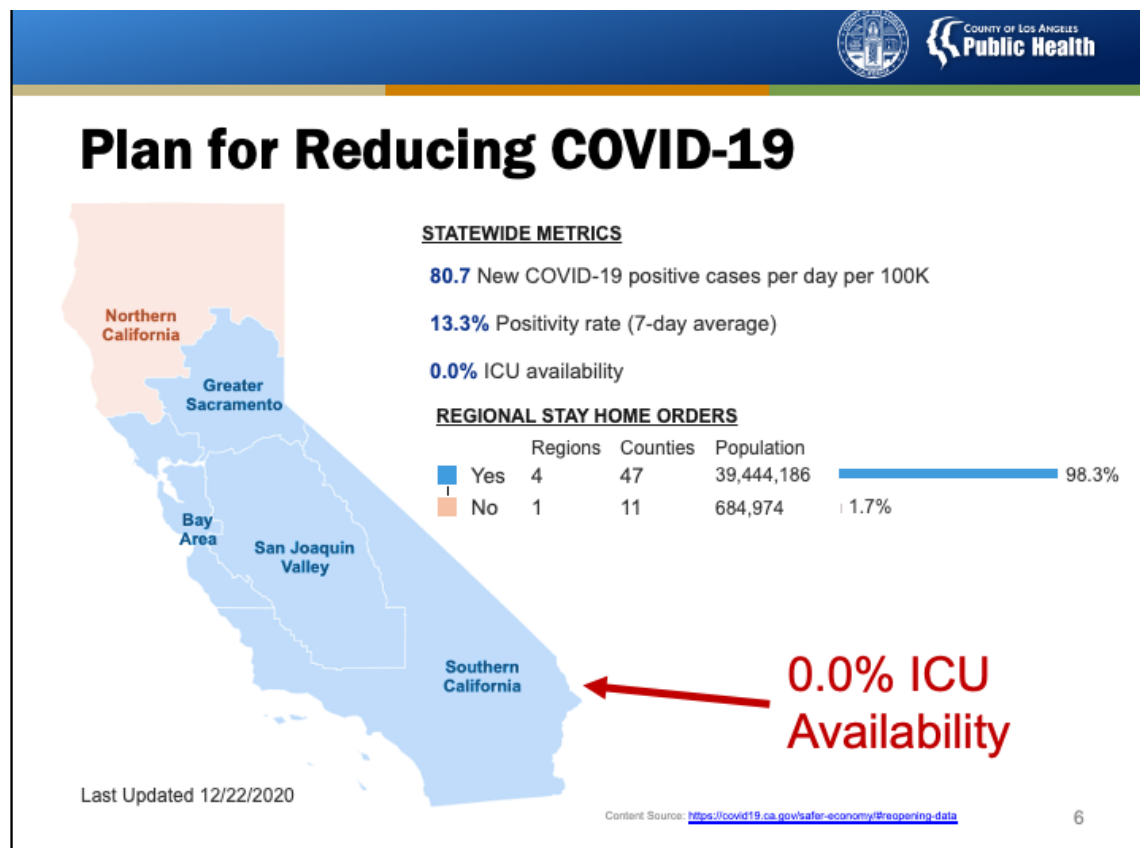
Compared to last week, Statewide metrics for New COVID-19 positive cases per day per 100K, increased from 63.9 to 80.7. Statewide metrics for positivity rate also showed an increase from 11.3% to 13.3%. ICU availability for California dropped from 3.0% to 0.0%. Currently, 55 counties are categorized as Tier 1, 2 counties in Tier 2, and only 1 county in Tier 3.

**The California Blueprint Data Chart, link attached below, can be used for tier determination of each County.**

[https://www.cdph.ca.gov/Programs/CID/DCDC/CDPH%20Document%20Library/COVID-19/Blueprint\\_Data\\_Chart\\_122220.xlsx](https://www.cdph.ca.gov/Programs/CID/DCDC/CDPH%20Document%20Library/COVID-19/Blueprint_Data_Chart_122220.xlsx)

**Using the content source link listed on the slide, an interactive map of California can be accessed:**

<https://covid19.ca.gov/safer-economy/#reopening-data>



A Regional Stay At Home Order has been issued for LA County at least until 12/27/2020. The order shall continue until CDPH's four-week projections of the Region's total available adult ICU bed capacity is greater than or equal to 15%. Depicted is the state of California broken down into individual regions. Each color is indicative of the region's current Stay at Home Order Status as of December 23, 2020. Los Angeles County is part of the Southern California Region and is currently labeled with the color blue, which according to the key, indicates "Yes" – Regional Stay Home Orders are in effect. As of 12/23, Southern California Region has a 0.0% ICU availability.

If a county enters into a Regional Stay at Home Order based on ICU capacity, the restrictions associated with that order would take effect. Counties who are not currently under a regional Stay at Home Order may be moved to a more restrictive tier based on Blueprint data assessed each week. Once announced, the county is required to implement tier related restrictions by 11:59pm the next day.

**Using the content source link listed on the slide, an interactive map of California can be accessed:**

<https://covid19.ca.gov/safer-economy/#reopening-data>

# Plan for Reducing COVID-19

## Los Angeles County

Southern California Region  
**Regional Stay Home Order**  
effective 12/6/2020 11:59 PM

### COUNTY RISK LEVEL

#### Widespread\*

Many non-essential indoor business operations are closed

### COUNTY METRICS

106.0 New COVID-19 cases per day per 100K  
53.0 Adjusted case rate for tier assignment  
14.3% Positivity rate (7-day average)  
20.3% Health equity quartile positivity rate

3 weeks prior  
12/1

Widespread

2 weeks prior  
12/8

Widespread

1 week prior  
12/15

Widespread

Current  
12/22

Widespread

\*See California Blueprint Data Chart for tier determination

Content Source: <https://covid19.ca.gov/safer-economy/#reopening-data>

7

Tier assignments may occur any day of the week and may occur more than once a week.

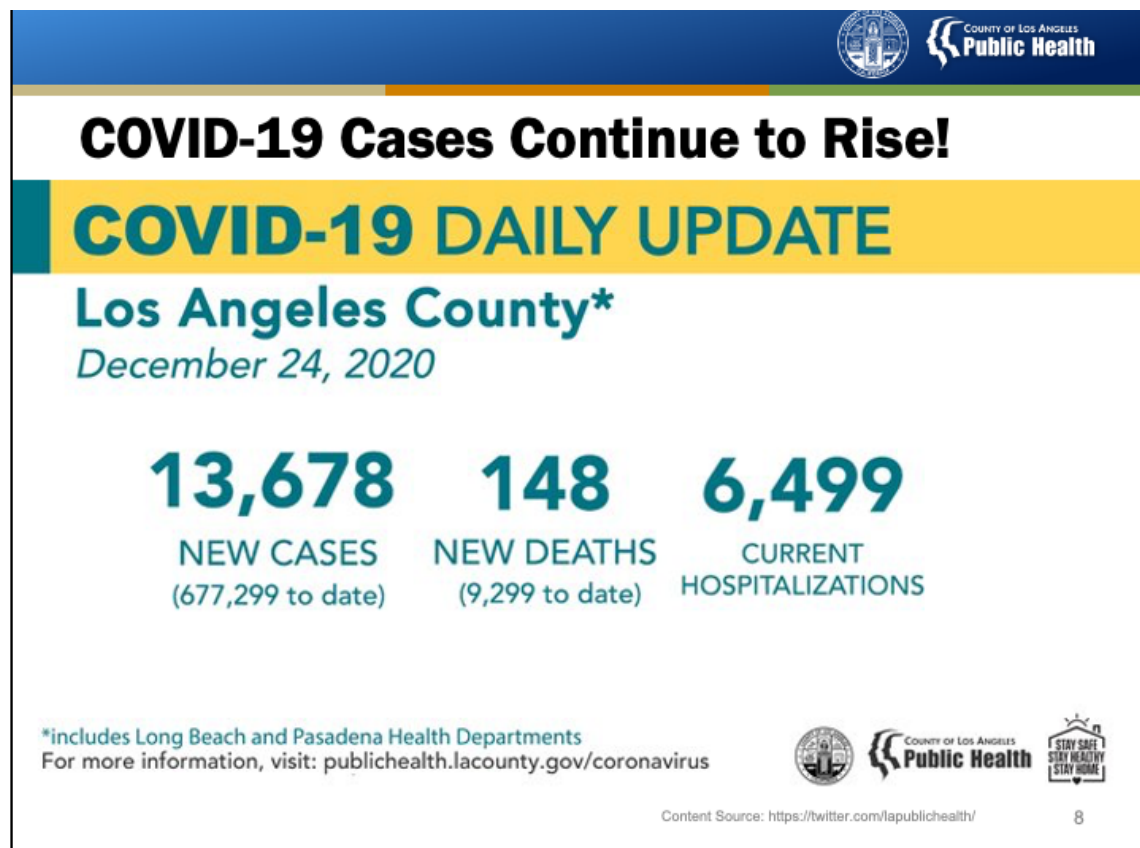
Los Angeles County has remained in the Widespread Community Disease Transmission, Tier 1\* (Purple) for, at least, the last 4 weeks.

- The adjusted case rate reaches new high at 53.0 new cases per 100,000 people, compared to last week's 42.2, and is the reason we remain in the most restrictive tier.
- The positivity rate remains in Tier 1 with a rate of 14.3%.
- The positivity rate in LA County's lowest-resourced areas (Health Equity Quartile Positivity Rate) also remained in Tier 1 with a value of 20.3%.

\*The state places the county in the most restrictive tier, even when all the metrics may be in different tiers.

**The California Blueprint Data Chart, link attached below, can be used for tier determination of each County.**

[https://www.cdph.ca.gov/Programs/CID/DCDC/CDPH%20Document%20Library/COVID-19/Blueprint\\_Data\\_Chart\\_122220.xlsx](https://www.cdph.ca.gov/Programs/CID/DCDC/CDPH%20Document%20Library/COVID-19/Blueprint_Data_Chart_122220.xlsx)



COVID-19 Community Transmission Continues to Increase at Concerning Levels - Public Health Reports 148 New Deaths and 13,678 new confirmed cases of COVID-19 in Los Angeles County. Increasing daily case numbers and increasing test positivity percentages are deeply troubling and more evidence of accelerating community transmission.

**For more information, visit:**

<http://publichealth.lacounty.gov/phcommon/public/media/mediapubhpdetail.cfm?prid=28>



# Health Orders



**For more information on the Health Officer Order, Guidance Updates, and Reopenings, please visit:**

<http://publichealth.lacounty.gov/media/coronavirus/reopening-la.htm#orders>



## Temporary Targeted Safer at Home Health Officer Order (HOO)

**Updated – 12/19**

### Updates include:

- **Personal Care Services:** do not include medical massages referred by a physician or chiropractor
- **Non-retail Lower-Risk Business:** All employees must wear a face covering, at all times, while at work
- **Outdoor seating** is closed to the public
- **Indoor Malls/Shopping Centers** must close between 10pm-5am
- **Recreational overnight** stays at campgrounds are allowed for providing accommodation for essential workers or those displaced as a result of fire or other emergency
- **Engaging in faith-based practices at a Place of Worship:** # of persons on site shall be reduced as needed to permit compliance with physical distancing and infection control. All attendees must wear a face covering.

10

### Temporary Targeted Safer at Home Health Officer Order for Control of COVID-19:

[http://publichealth.lacounty.gov/media/Coronavirus/docs/HOO/HOO\\_SaferatHome\\_SurgeResponse.pdf](http://publichealth.lacounty.gov/media/Coronavirus/docs/HOO/HOO_SaferatHome_SurgeResponse.pdf)

**For more information regarding guidance on places of worship, please visit:**

[http://publichealth.lacounty.gov/media/coronavirus/docs/protocols/Reopening\\_PlacesofWorship.pdf](http://publichealth.lacounty.gov/media/coronavirus/docs/protocols/Reopening_PlacesofWorship.pdf)



# Vaccine Information



## **NEW! - Vaccine Data Dashboard**



### **PHASE 1A COVID-19 VACCINE MANAGEMENT DASHBOARD**

**AS OF DECEMBER 17, 2020, 10:00 PM**

#### **COVID-19 Vaccine Dose Allocations Received By Los Angeles County**


DPH Receipt Date of Allocations	Pfizer Allocation Amount	Moderna Allocation Amount
12/14/2020	82,875	0

A Vaccine Data Dashboard is now available on the LA County Public Health, COVID-19 Vaccine Webpage.

The Phase 1a COVID-19 Vaccine Management Dashboard displays COVID-19 Vaccine Dose Allocations received by Los Angeles County and the COVID-19 Vaccine Burn Rate (cumulative total).

**For more information, visit:**

<http://publichealth.lacounty.gov/media/Coronavirus/vaccine/vaccine-dashboard.htm>



# COVID-19 VACCINE

## New Resources Added to DPH Vaccine Page

Available in Multiple Languages

**Information**

**Safety**

**Distribution**

**Communication Toolkits**

**Data**

➔

➔

**COVID-19 Vaccine Scams**

العربية | မြန်မာစာ | 简体中文 | 繁體中文 | فارسی | 日本語 | 한국어 | Русский | Español | Tiếng Việt

---

**Vaccine Distribution Prioritization**

العربية | မြန်မာစာ | 简体中文 | 繁體中文 | 한국어 | Español

---

**COVID-19 Vaccine Distribution Phases**

13

**COVID-19 Vaccine Scams:** COVID-19 vaccine is being distributed in Los Angeles County in a fair and transparent way. If someone offers to sell you a chance to get vaccinated before it is your turn, it's a scam. For more information regarding Scam Red Flags, facts about the COVID-19 Vaccine, Resources, and to stay up to date with Coronavirus Updates and Scam Alerts, visit:  
<http://publichealth.lacounty.gov/media/Coronavirus/docs/about/COVIDVaccineScams.pdf>

**Guidance Vaccine Distribution Prioritization:** The vaccine will be offered to different groups of people at different times (or phases). For more information regarding how COVID-19 Vaccines will be allocated in Los Angeles County, visit:  
<http://publichealth.lacounty.gov/media/Coronavirus/docs/about/GuidanceVaccineDistributionPrioritization.pdf>

**COVID-19 Vaccine Distribution Phases:** COVID-19 Vaccine distribution is broken down into multiple phases. For more information regarding where specific individuals fall within Phase 1(A, B, C) and 2, please visit:  
<http://publichealth.lacounty.gov/media/Coronavirus/docs/about/COVIDVaccineDistributionPhases.pdf>



# Guidance



**For more information on the Health Officer Order, Guidance Updates, and Reopenings, please visit:**

<http://publichealth.lacounty.gov/media/coronavirus/reopening-la.htm#orders>



## Holiday Guidance – New Year!

### Not Permitted (Under Health Officer Order):

- Private and Public gatherings with individuals not in your household with the sole exceptions of permitted religious or cultural services and ceremonies and protests
- Carnivals, amusement parks or festivals
- Holiday display or photo opportunities except when conducted outdoors with all participants wearing face coverings and maintaining a 6-foot physical distance

### Permitted and Recommended:

- Online Parties/contests, car parades, Drive through events, Drive-in Theaters, Dressing up homes and yard with holiday themed decorations.



15

As families start to plan for the holiday season it is important to consider how to celebrate safely in order to minimize the risk of exposure to COVID-19. Planning early and identifying safe alternatives to some of the more traditional but risky methods of celebration will be key. The Los Angeles County Department of Public Health would like to share information on how to take part in the holiday season in a manner that reduces the risk of spreading COVID-19. Since some of the traditional ways in which holidays are celebrated are not permitted this year, consider some safer alternatives that are listed on our website, link provided below.

**For more information on the Los Angeles County's Guidance for Holidays, please visit:**

<http://www.publichealth.lacounty.gov/media/Coronavirus/docs/community/GuidanceHolidays.pdf>



# Resources



Please visit the Los Angeles County Public Health Resource page to get connected to many services ranging from Food banks and pantries, Health coverage, Financial assistance, and other resources such as shelters, housing and eviction prevention assistance, public social services, childcare, hotlines, online resources, and resources to connect virtually.

**For more information, please visit:**

<http://publichealth.lacounty.gov/media/coronavirus/resources.htm>



The following translated COVID-19 web pages are live!

**Links to in-language web pages:**

Simplified

Chinese: <http://publichealth.lacounty.gov/media/Coronavirus/simplifiedchinese.htm>

Traditional

Chinese: <http://publichealth.lacounty.gov/media/Coronavirus/traditionalchinese.htm>

Korean: <http://publichealth.lacounty.gov/media/Coronavirus/korean.htm>

Spanish: <http://publichealth.lacounty.gov/media/Coronavirus/spanish.htm>



## Three Ways to Avoid COVID-19 Vaccine Scams

While vaccination details are getting worked out, here's what you can be sure of:

- You can't pay to put your name on a list to get the vaccine. **That's a scam.**
- You can't pay to get early access to the vaccine. **That's a scam.**
- Nobody legit will call about the vaccine and ask for your Social Security, bank account, or credit card number. **That's a scam.**



Ignore any vaccine offers that say different, or ask for personal or financial information.

Learn more at

**[ftc.gov/coronavirus/scams](https://www.ftc.gov/coronavirus/scams)**

When it becomes available, residents of Los Angeles County will not need to pay anything out-of-pocket to get a COVID vaccine.

### Red Flags of COVID Vaccine Scams

1. Being sold a promise of early access or to be moved into a priority group to get the vaccine.
2. Being sold a place on a COVID vaccine waiting list. There is NO waiting list!
3. Being sold a dose of vaccine on the street or internet, or by someone knocking on your door.
4. Getting a telephone call, text, or email about the vaccine that asks for personal or financial information, like your Social Security, bank account or credit card number.

Protect yourself and your family, and especially older, vulnerable members of our community from COVID vaccine scams.

Report scams to ReportFraud.FTC.gov or <https://www.lacityattorney.org/covid19>